



Farel



Diego Sferrazza, 2018

EN

For the first time in the Luceplan catalogue, Farel introduces an iconic dome structure, a neutral geometric form proposed in sound-absorbing thermoformed material with outer fabric cladding. The lamp can be personalized thanks to a combination of colors of the shade, ranging through cool, warm and neutral tones for the outside, combined with dark or pale hues for the inside.

IT Farel introduce per la prima volta nel catalogo Luceplan l'iconica struttura a cupola, una geometria neutra proposta in materiale termoformato fonoassorbente rivestito di tessuto all'esterno. È possibile personalizzare la lampada grazie a una combinazione di colori del paralume che spaziano da tonalità fredde, calde e neutre per l'esterno, abbinate a toni scuri o chiari per l'interno.

DE Farel ist die erste Leuchte von Luceplan mit ikonischer Kuppelform – eine neutrale geometrische Form aus thermisch geformtem Material mit schallabsorbierendem Bezug. Die Leuchte bietet die Möglichkeit individueller Gestaltung über die Schirmfarben: kalte, warme und neutrale Farben für außen und dunkle oder helle für innen.

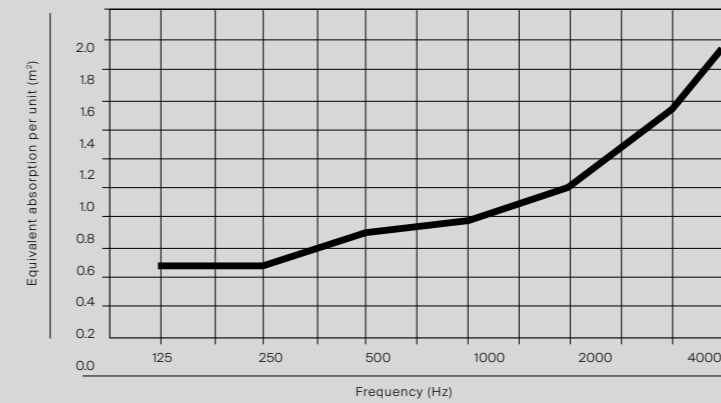
FR Farel présente, pour la première fois dans le catalogue Luceplan, la structure en dôme emblématique, une géométrie neutre proposée dans un matériau thermoformé insonorisant recouvert de tissu extérieur. Il est possible de personnaliser la lampe grâce à une combinaison de couleurs de l'abat-jour couvrant des teintes froides, chaudes et neutres pour l'extérieur, associées à des tons sombres ou clairs pour l'intérieur.

ES Farel introduce por primera vez en el catálogo Luceplan la icónica estructura de cúpula, una geometría neutra propuesta de material termoformato fonoabsorbente revestido de tela por fuera. Es posible personalizar la lámpara gracias a una combinación de colores de la pantalla que van de tonos fríos, cálidos y neutros para el exterior, combinados con tonos oscuros o claros para el interior.



Sound Absorption of Farel

based on test results in compliance with EN ISO 335:2003
 "measurement of sound absorption in a reverberation room".



Model of application: meeting room

Location analysis:

Those kind of areas are useful for a reserved space where the quality of conversation is the main goal. A space for interaction with digital system as well as persons. A creative space.

Solution:

Focus the light on the desk surface, create a more snug space, juiced up by chromatics and material interactions between textile and metallic parts. The "dome effect" guarantee less sound dispersion and a better effective communication.

Room data

L = 6 m
 W = 4 m
 H = 3 m

Fixtures installation

2 fixtures for 1 meeting table
 1,6 m AFF

Lighting source used

Led 23W 2700K

Illuminance average

Post (average value) 678 lx

Before

Time of reverberation* 0,9 s

After

(+ 2 Farel)

Time of reverberation 0,82 s

Decrease of reverberation

about 15%**


* Measuring reverberation time allows to calculate total sound absorption. Reverberation time varies according to the frequency. If reverberation time is too long, the space can have echoes and rumbles.

** The data is always approximate: the software doesn't take in consideration the position of the speaker and the position of absorbent surfaces.






External fabric
Light grey




Internal felt
Dark Grey

External fabric
Dark grey




Internal felt
White

External fabric
Rust



Internal felt
Dark Grey

External fabric
Aquamarine

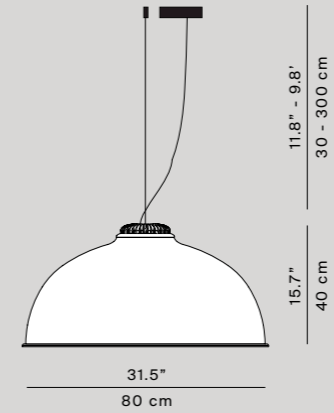


Internal felt
White

D96

Farel

D96/1D1-D96/1D3-D96/1DW
optics dimmable phase cut
or push/DALI
with suspension cables
and finishing rings
+
D96C
shade

**Light source****D96**

LED module 23W* 2700K/3000K dimmable push/DALI CRI 90

LED module 25W* 3000K → 1800K
dimmable phase cut / dim to warm CRI 97**Materials**Shade in acoustic material and flame retardant fabric
Rings and heat sink in coated aluminium**Metal parts**

Rings and heat sink finishes

● Matt Black ● Matt Alu ● Matt Brass

External lampshade finishes

○ Light Grey ● Dark Grey ● Rust ● Aquamarine

Internal lampshade finishes

● Dark Grey ● White ● Dark Grey ● White



* Power consumption by device